



Last update: 21-3-2022

CZECHIA IN THE WORLD AND IN THE EU

2019, sources: Eurostat and FAO

Czechia is a landlocked country has a few internal catches. As for aquaculture production, it was the 11th largest EU-28 (i.e. UK included) producer in 2019.

(1.000 tonnes)	World	EU-28	Czechia	% world	% EU-28
Catches	93.519	4.824	4	0,004%	0,08%
Aquaculture	120.104	1.367	21	0,017%	1,54%
Total	213.623	6.191	25	0,012%	0,40%

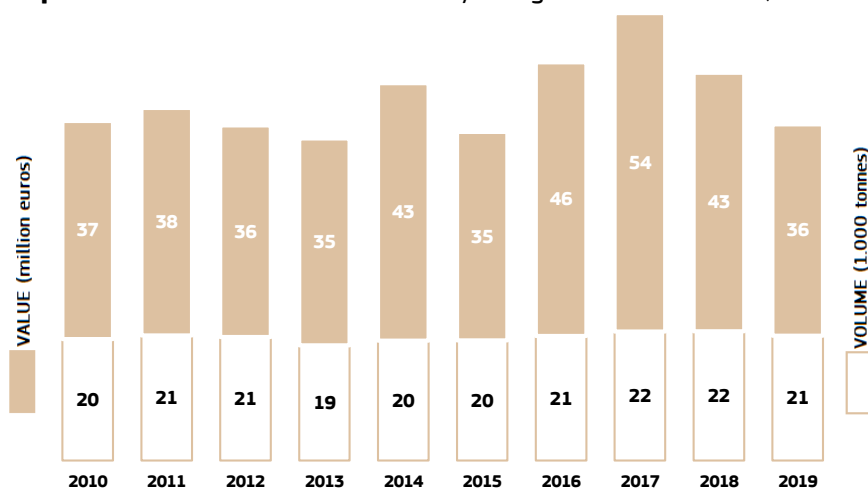
AQUACULTURE

Source: EUMOFA, based on Eurostat and FAO data.

Aquaculture consists in the farming of aquatic (fresh or saltwater) organisms, such as fish, molluscs, crustaceans and aquatic plants. Aquaculture data are reported in live weight equivalent and value.

With no direct access to the sea, aquaculture activity in Czechia is limited to freshwater farming. Production mainly occurs in ponds (95%) and small quantity on tanks and raceways (3%). A marginal production is carried out through recirculation systems (1%) and with other methods (1%).

Total production. Values are deflated by using the GDP deflator (base=2015)

**Main commercial species farmed and % of total**

2019, million euros (nominal value) and 1.000 tonnes



Species	Value (million euros)	% of total	Volume (1.000 tonnes)	% of total
CARP	34	83%	19	91%
TROUT	3	8%	0,9	4%
OTHER FRESHWATER FISH	2	5%	0,8	4%
OTHERS	1,6	4%	0,2	1%



PROCESSING

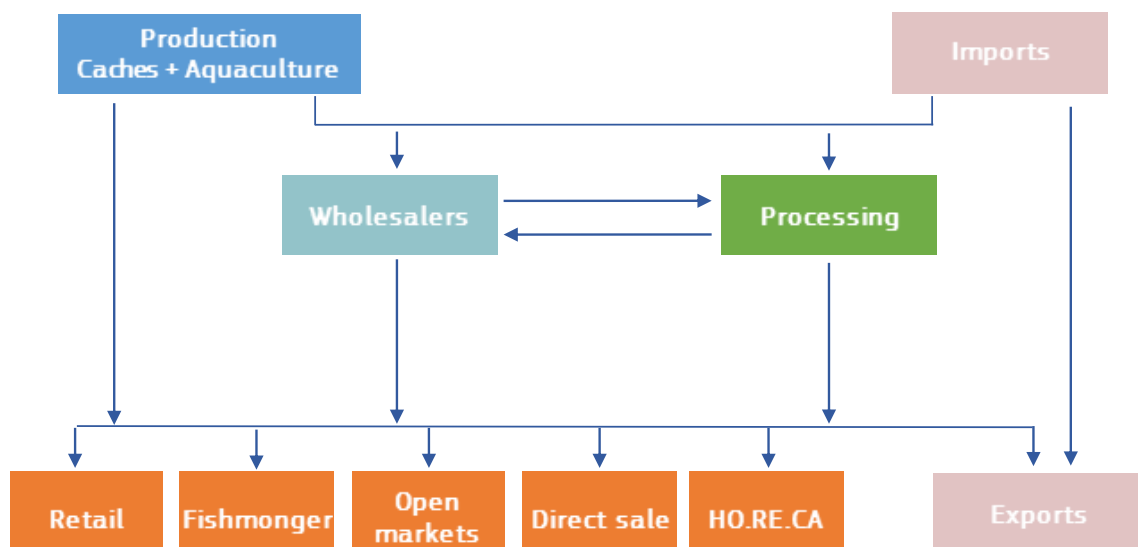
According to Eurostat-SBS, 732 persons were employed in Czechia fish processing industry in 2018. The sector recorded a value added of EUR 18,9 million, covering 1% of the value added of total manufacture of food products.

In 2020, the main products sold were “Frozen fish fillets” and “Fresh or chilled fish fillets and fish meat (including shark fins), whether or not minced” (source: Eurostat-PRODCOM).

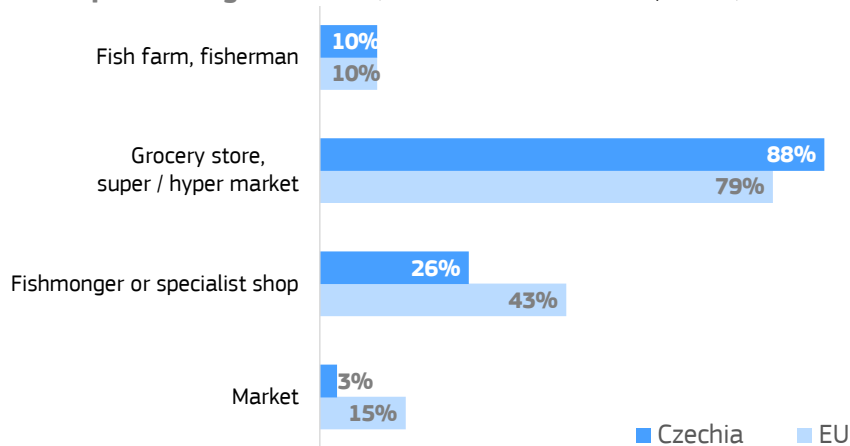
19 companies
Sales: EUR 96,4 million
 (2019, source: Eurostat - SBS)

DISTRIBUTION

The supply chain of fisheries and aquaculture products in Czechia (source: Eurofish):



Consumer preferences on purchasing channels (source: Eurobarometer, 2021):





Last update: 21-3-2022

IMPORT – EXPORT

Source: EUMOFA, based on Eurostat-COMEXT data. Values in the bar charts are deflated by using the GDP deflator (base=2015).

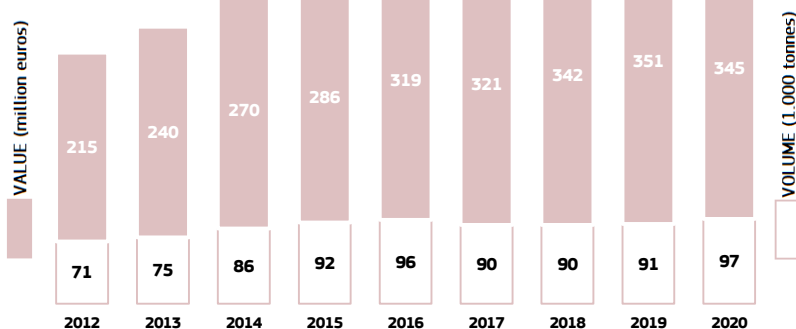
IMPORT

Main commercial species imported and % of total imports

2020, million euros (nominal value)



SALMON	112	31%
OTHER PRODUCTS	32	9%
SKIPJACK TUNA	31	8%
OTHER MARINE FISH	23	6%
FISHMEAL	15	4%
OTHERS	156	42%



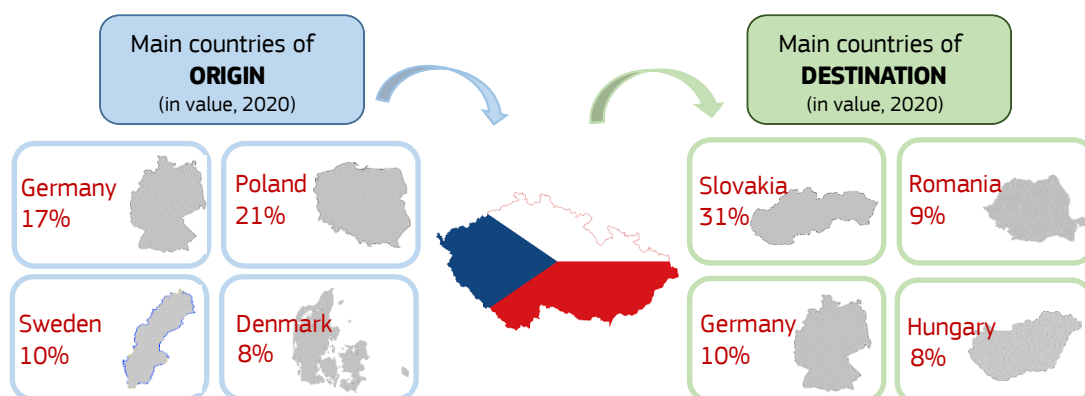
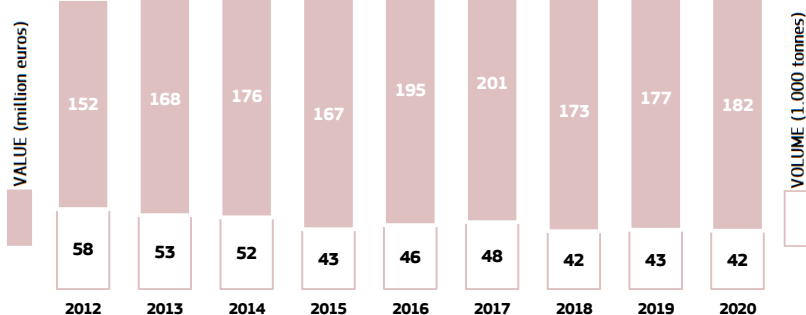
EXPORT

Main commercial species exported and % of total exports

2020, million euros (nominal value)



SALMON	66	31%
OTHER PRODUCTS	31	15%
OTHER NON-FOOD USE	23	11%
CARP	22	10%
OTHER MARINE FISH	12	6%
OTHERS	58	27%





Last update: 21-3-2022

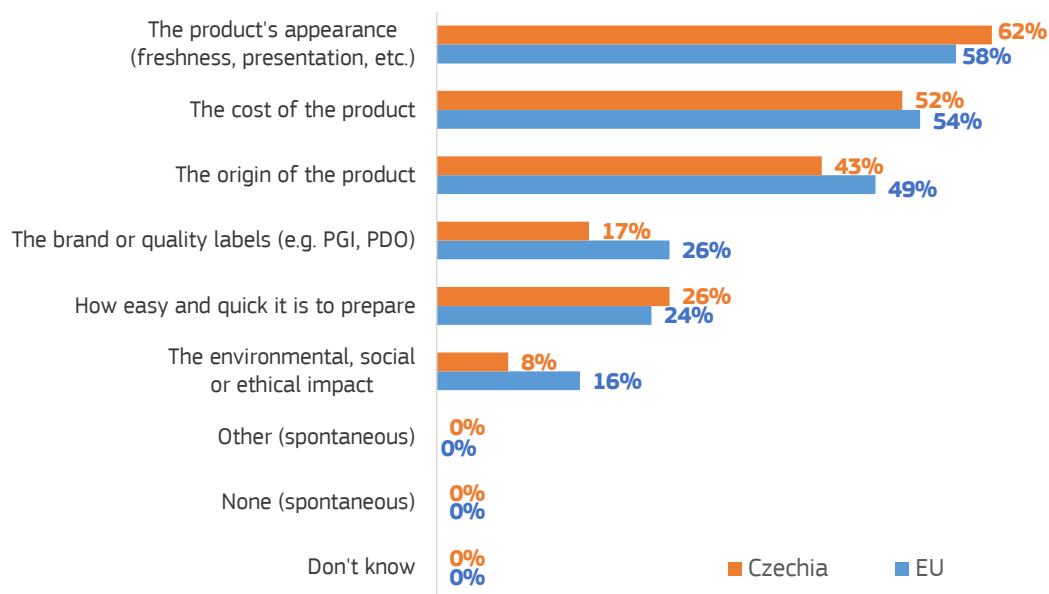
CONSUMPTION

In 2019, apparent consumption was estimated at 6 kg per capita, a 7% increase compared with 2018. The most consumed species were Alaska pollock, herring and carp (source: EUMOFA).

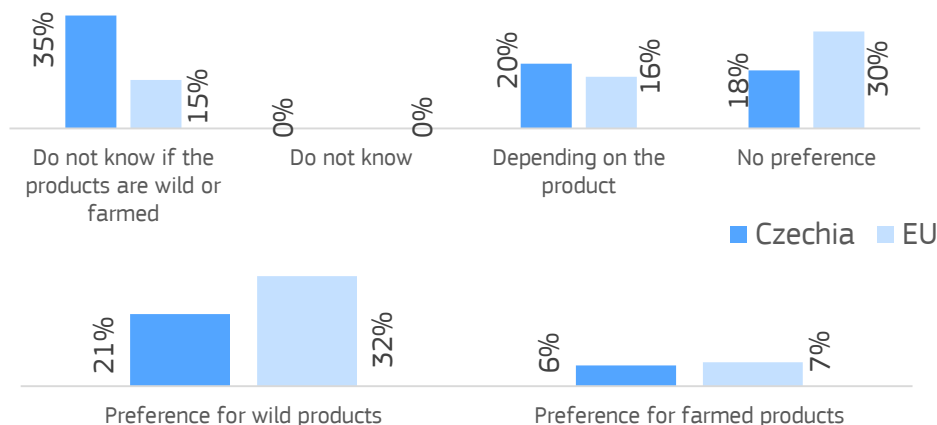
Regular consumers, namely those who eat fishery and aquaculture products at least once a month, mainly belong to the age groups 40-54 and over 55. Young people (15-24) are less inclined to consume fish in Czechia, as well as at EU-28 level. In this category, regular consumers cover only 47% of the total, which is much lower than at EU level (67%, UK included). Czechs consume especially tinned products and frozen products; loose fish (44%) is far less frequently consumed than at EU level (68%, UK included) (source: EUMOFA, "EU consumer habits regarding fishery and aquaculture products", 2017).

6 kg
per capita in live weight equivalent
(2019, source: EUMOFA)

Purchasing factors (source: Eurobarometer, 2021)



Preferences regarding wild or farmed product (source: Eurobarometer, 2021)





Last update: 21-3-2022

THE COUNTRY IN EUMOFA



LANDINGS

Supply chain stage not present (landlocked country)

AQUACULTURE

Volumes and values are collected from Eurostat – Fishery and integrated with FAO data.

They are available on a yearly basis and accessible through simple and advanced tables, as well as through the bulk download facility.

FIRST SALES

Supply chain stage not present (landlocked country)

WHOLESALE

No data available

IMPORT - EXPORT

Volumes and values are collected from Eurostat – COMEXT. Data concern trade flows of all fisheries and aquaculture products as recorded by national customs.

They are available on a monthly and yearly basis and accessible through simple and advanced tables, as well as through the bulk download facility.

PROCESSING

Data are collected from Eurostat – PRODCOM. They concern ex-farm quantities and values of fisheries and aquaculture products sold in the country after being transformed from raw material into final products.

They are available on a yearly basis and accessible through simple tables, as well as through the bulk download facility.

CONSUMPTION

No data available